

Data Sheet

CNS Trend

STIEBEL ELTRON

Convection wall mounted panel heater

Quiet, even heat distribution with smart control unit



CNS 150 Trend



Smart Control Unit

The advantages

- › Smart control unit with backlit LCD
- › Modern, slimline design
- › Greater energy savings due to 7-day timer and open window detection
- › Quiet, even temperature distribution
- › Self-learning function: Learns when you use the heater, and automatically turns on to pre-heat
- › Frost and overheating protection features

CONVECTION ELECTRIC PANEL HEATERS

MODEL NUMBER		CNS 100 TREND	CNS 150 TREND	CNS 200 TREND
Output	kW	1.0	1.5	2.0
Current	A	4	6	8
Connection		1/N/PE ~ 240 V 50Hz		
Temperature adjustment	°C	5 - 30		
IP rating		IP24		
Width	mm	426	582	738
Height	mm	450	450	450
Depth	mm	100	100	100
Weight	kg	4.6	6.0	7.7
Installation		Wall mounted		
Colour		Alpine white		

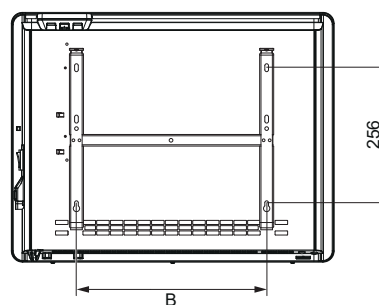
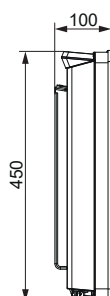
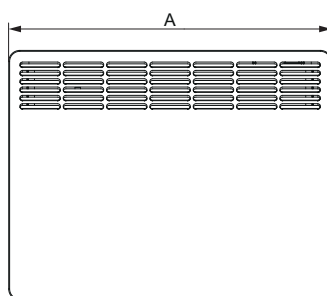
Warranty

For full warranty information please visit www.stiebel.com.au.

Technical Support

Stiebel Eltron (Aust) Pty Ltd
Free Call (Australia): 1800 153 351
Website: stiebel.com.au

CNS Trend Dimensions



DIMENSION A
CNS 100 Trend = 426
CNS 150 Trend = 582
CNS 200 Trend = 738
DIMENSION B
CNS 100 Trend = 179
CNS 150 Trend = 335
CNS 200 Trend = 491

STIEBEL ELTRON is committed to our policy of continual improvement, some features may have subsequently been changed or even removed. Our advisors will be happy to consult with you regarding the currently applicable equipment features. The images used in this brochure are for reference only.